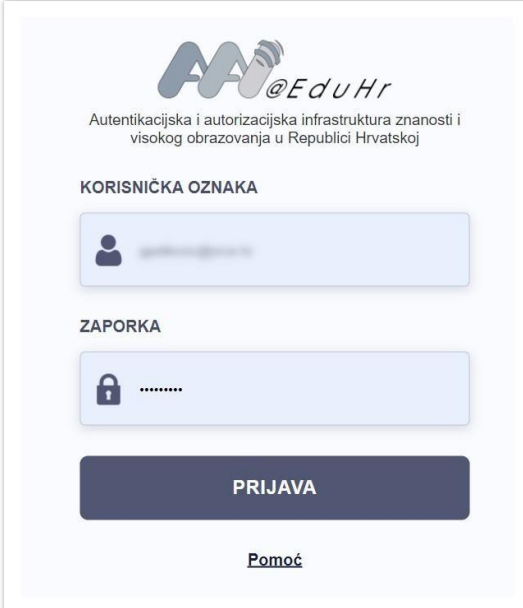


AAI IDENTITY



The image shows a login form for AAI Identity. At the top, there is a logo consisting of the letters 'AAI' in a stylized font, followed by '@EduHr'. Below the logo, the text reads 'Autentikacijska i autorizacijska infrastruktura znanosti i visokog obrazovanja u Republici Hrvatskoj'. The form has two input fields: 'KORISNIČKA OZNAKA' (Username) and 'ZAPORKA' (Password). The 'KORISNIČKA OZNAKA' field contains a user icon and a blurred username. The 'ZAPORKA' field contains a lock icon and a blurred password. Below the input fields is a dark blue button labeled 'PRIJAVA' (Login). At the bottom of the form, there is a link labeled 'Pomoć' (Help).

AAI user credentials (username and password) are used to log into:

- Studomat (student course application) <https://www.isvu.hr/studomat>
- Merlin (e-learning platform) <https://moodle.srce.hr/2024-2025/auth/simplesaml/login.php?lang=en>
- Webmail <http://webmail.student.pravo.hr/>

ACTIVATION INSTRUCTIONS:

To activate your **AAI account**, you need to change the password that you received in your AAI certificate. To do so, please use the following links:

- <https://login.aaiedu.hr/promjenazaporke>
- <https://login.aaiedu.hr/promjenazaporke/?lang=en>

The user name, user identifier and password should be entered exactly as they are written on the AAI certificate you received from your receiving institution. Please pay attention to the upper and lower-case letters.


NOTE:

The password must be changed within 48 hours of receiving the AAI certificate. If you don't change it on time, you will be able to use the issued password only 5 more times, after which the **AAI@EduHr electronic identity** will be locked. To unlock the locked **AAI@EduHr electronic identity**, please contact the service that issued the user credentials. In the event of activation issues, please contact the service that issued the user credentials.

For more instructions on how to activate your account and how to change your password, please consult the following web page:

www.aaiedu.hr/za-krajnje-korisnike/cesto-postavljana-pitanja/kako-promijeniti-zaporku-u-sustavu-aaieduhr

STUDOMAT



Studomat is a module of the *Information System of Higher Education Institutions* (ISVU) intended for students.

Using *Studomat*, students are able to:

- register/unregister for exams
- review the schedule for the written exam
- view results of written exam
- find the schedule for the oral exam
- request the printing of various certificates

With the help of *Studomat*, students can have an insight into all their data recorded in ISVU, such as:

- personal data
- enrolled subjects
- passed exams
- access level to student restaurants

The assigned **AAI@EduHr electronic identity** (AAI user credentials) is also used to access *ISVU Studomat*, which you can access from: <https://www.isvu.hr/studomat>

For more instructions on how to use *Studomat* and other information on the *Information System of Higher Education Institutions* (ISVU) please consult the following web page: <http://www.isvu.hr>

MERLIN



Merlin e-learning system is available to teachers and students for teaching purposes. Merlin is based on the Moodle software system, which has been developed and adapted to the user needs.

The assigned **AAI@EduHr electronic identity** (AAI user credentials) is also used to access **Merlin**, which you can access from:

<https://moodle.srce.hr/2024-2025/auth/simplesaml/login.php?lang=en>

SHORT INSTRUCTIONS

1. Select a language.

The screenshot shows the Merlin e-learning system login page. At the top left is the Merlin logo with the text "Merlin sustav za e-učenje" and "2022 2023". At the top right is the "srce" logo (Sveučilište u Zagrebu, Sveučilišni računski centar). A search bar and a language dropdown menu are visible, with "Hrvatski (hr)" selected and circled in red. A red arrow points to the language dropdown. The main content area features a blue banner with the text "Dobro došli na sustav za e-učenje Merlin" and "Virtualno okruženje za e-učenje u visokom obrazovanju". Below this is a button for "Prijava s AAI@EduHr elektroničkim identitetom" and a link for "Prijava kao gost". The page also includes a "Merlin" header, a "15 GODINA CENTRA ZA E-UČENJE" logo, and a paragraph of text describing the system's purpose and usage. A "Sakrij uvod" link is visible in the bottom right corner.

2. To log in please click on the **Log in using AAI identity** option.



Merlin / 2022 / 2023
sustav za e-učenje

srce
Središnje u Zagrebu
Sveučilišni računski centar

English (en)

Dobro došli na sustav za e-učenje Merlin

Virtualno okruženje za e-učenje u visokom obrazovanju

Log in using AAI@EduHr e-identity

Log in as guest

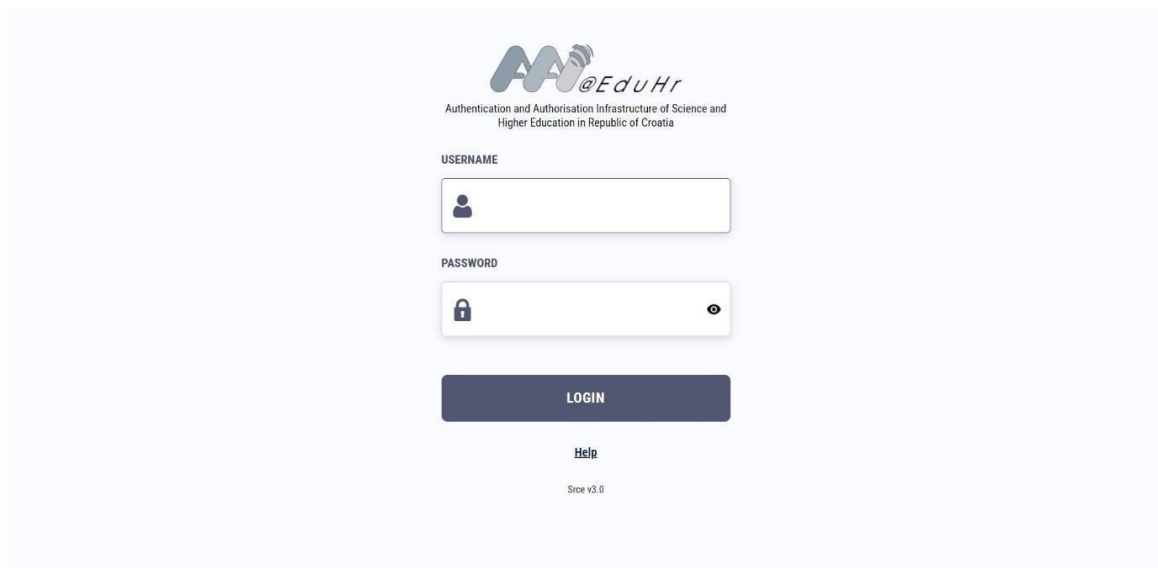
Merlin

15 GODINA
CENTRA ZA
E-UČENJE

Sustav za e-učenje Merlin omogućava nastavnicima, studentima i ustanovama u sustavu visokog obrazovanja izvođenje kolegija, koji se nalaze u redu predavanja pojedine ustanove, uz primjenu tehnologija e-učenja. Merlin se temelji na sustavu otvorenog koda Moodle koji je tim Centra za e-učenje Srca dodatno razradio i prilagodio potrebama korisnika te je danas najmoderniji sustav za e-učenje. Virtualno okruženje za e-učenje Merlin sastoji se od sustava za e-učenje Merlin, sustava za webinar i e-portfolio sustava te je povezan sa sustavom ISVU (Informacijski Sustav Visokih Učilišta).

Povezivanje sustava Merlin sa sustavom ISVU omogućava institucijskim administratorima na sustavu Merlin otvaranje svih kolegija iz sustava ISVU na sustavu Merlin te upis nastavnika i studenata. U sustav za e-učenje Merlin prijavljuje se putem elektroničkog identiteta iz sustava AAI@EduHr. Elektronički identitet Vam dodjeljuje Vaša matična ustanova (visoko učilište). Uvjeti korištenja sustava definirani su Pravilnikom o organizaciji i korištenju sustava za e-učenje Merlin.

3. Fill out your AAI user credentials.



AAI@EduHr
Authentication and Authorisation Infrastructure of Science and
Higher Education in Republic of Croatia

USERNAME

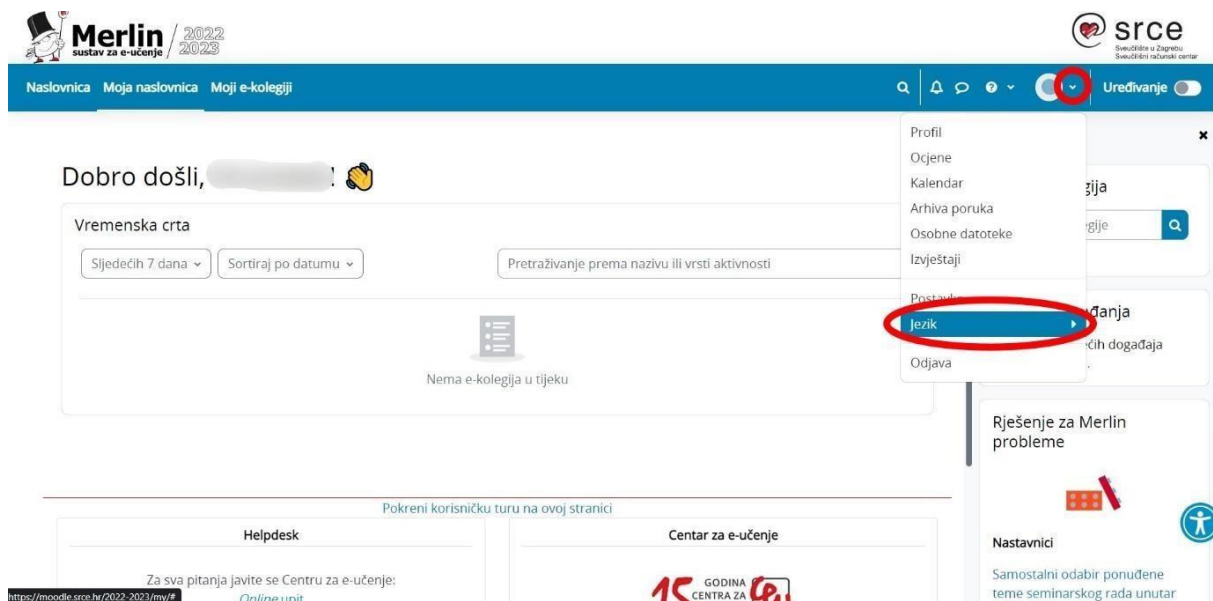
PASSWORD

LOGIN

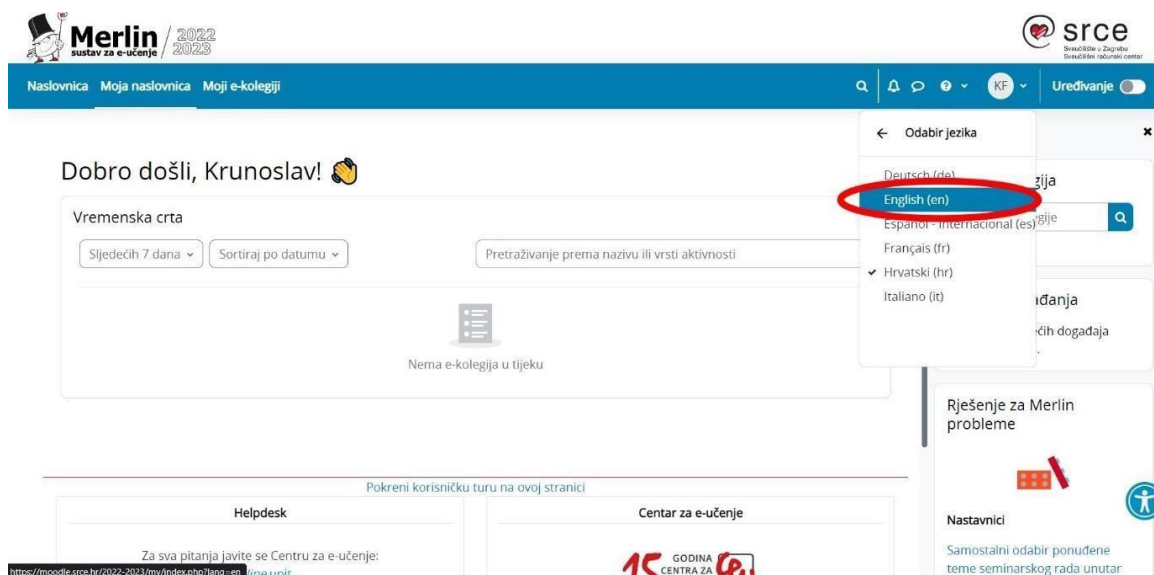
Help

v3.0

- If the page opens in Croatian, please click on the dropdown menu (in the upper right corner next to your initials) and please click on the category *Jezik* to select a different language.



- Choose a language.



6. The courses you enrolled in will be listed in the category **My courses**.

The screenshot shows the Merlin e-learning dashboard. At the top left is the logo for Merlin, 'sustav za e-učenje / 2022 / 2023'. At the top right is the logo for 'srce' (State Research Center for Innovation and Entrepreneurship). The navigation bar includes 'Home', 'Dashboard', and 'My courses', with 'My courses' highlighted by a red circle and a red arrow pointing to it. The main content area is titled 'Dashboard' and features a 'Timeline' section with filters for 'Next 7 days', 'Sort by dates', and a search box for 'Search by activity type or name'. Below this, it states 'No in-progress courses'. On the right side, there is a sidebar with sections: 'Courses' (with a search box and 'All courses...'), 'Upcoming events' (stating 'There are no upcoming events'), 'Rješenje za Merlin probleme', and 'Nastavnici' (listing 'Samostalni odabir ponuđene teme seminarskog rada unutar...'). At the bottom, there are two columns: 'Helpdesk' with the text 'Za sva pitanja javite se Centru za e-učenje: Online upit' and 'Centar za e-učenje' with a logo celebrating '15 GODINA CENTRA ZA E-UČENJE'.

WEBMAIL

Google

Prijava

Nastavi do Gmaila

Unesite svoju e-adresu

@student.pravo.hr

Zaboravili ste e-adresu?

Nije vaše računalo? Upotrijebite način rada za goste da biste se prijavili privatno. [Saznajte više](#)

Izradite račun

Dalje

Hrvatski ▾ Pomoć Privatnost Uvjeti

The interface is the same as for Gmail Accounts.

The assigned **AAI@EduHr electronic identity** (AAI user credentials) is also used to access **Webmail Account**, which you can access from: <http://webmail.student.pravo.hr/>

LOGIN INFORMATION:

Username (Korisničko ime): name.surname@student.pravo.hr

Password (Lozinka): AAI password

Please **note** that when logging into your webmail, you must enter your full e-mail address.